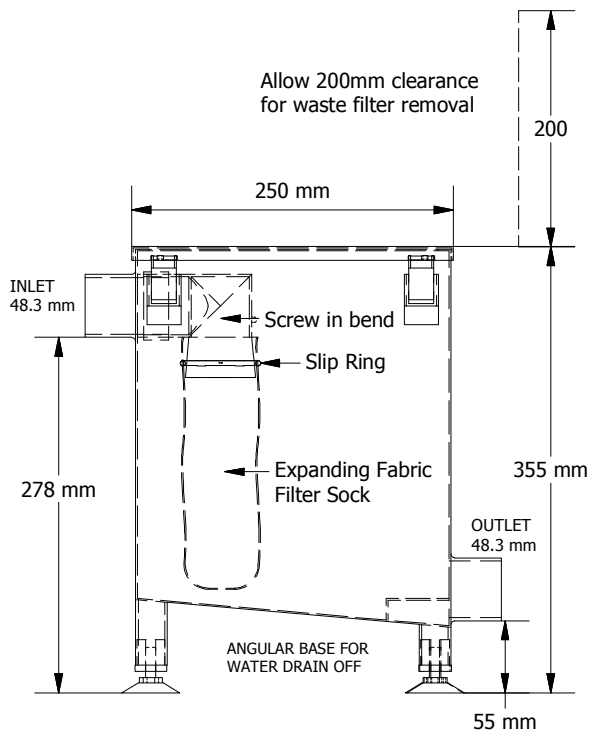
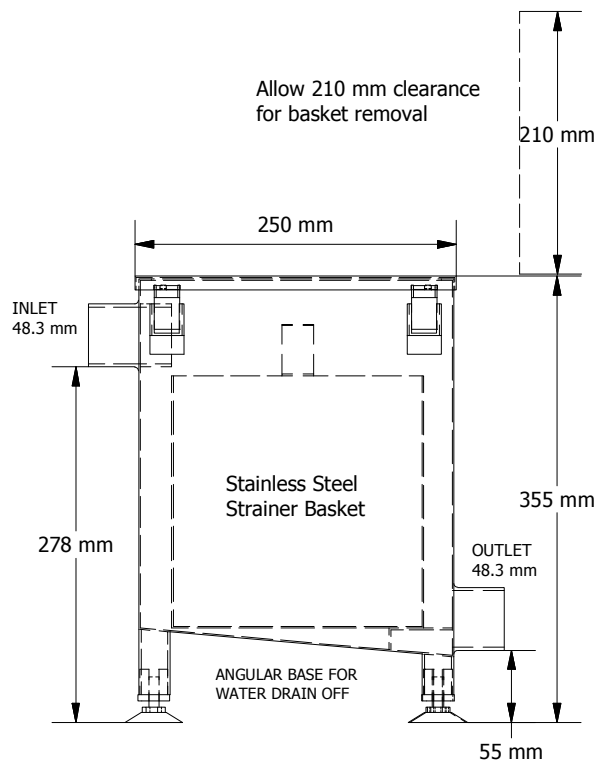


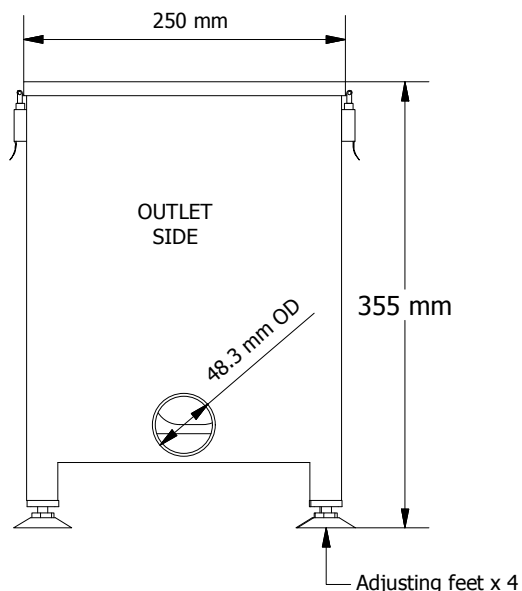
SIDE PROFILE - COFFEE FILTER VERSION. COFFEE GROUND WASTE INTERCEPTION ONLY.



SIDE PROFILE - STRAINER BASKET VERSION, GENERAL FOOD WASTE PARTICLES INTERCEPTION



OUTLET VIEW - BOTH VERSIONS



## INSTALLATION ADVICE

ST4 SYSTEM SHOULD NORMALLY BE CONNECTED TO Dn 40 SINK WASTE PIPE USING RUBBER COUPLINGS AS PROVIDED. ENSURE CLEARANCE IS PROVIDED FOR REMOVAL OF INTERNAL COMPONENTS AS INDICATED HERE.

ENSURE A GRAVITY FALL OF 1:100 IS MAINTAINED THROUGHOUT SYSTEM PLUMBING. THIS UNIT HAS A DRY TANK AND DOES NOT REQUIRE A FILL LEVEL

THE ST4 UNIT INCLUDES ADJUSTABLE FEET FOR PRECISE ALIGNMENT OF INLET AND OUTLET PIPING.

## MAINTENANCE NOTES:

### COFFEE GROUND WASTE VERSION

FABRIC FILTER IS TO BE REPLACED WHEN FILTER SOCK EXPANDS TO TWICE ITS NORMAL WIDTH OR WHEN THE KITCHEN SINK DRAINAGE FLOW RATE APPEARS REDUCED. TO REPLACE FILTER REMOVE MAIN LID AND REMOVE FILTER SOCK FROM DOWN PIPE BY LIFTING THE INTERNAL SLIP RING UPWARDS TO RELEASE FILTER SOCK. DISPOSE BOTH FILTER AND CONTENTS TO FOOD WASTE BIN. REPLACE NEW FILTER-SOCK BY SLIDING THE SLIP RING BACK OVER SOCK NECK LINING

### FOOD WASTE BASKET VERSION

STEEL BASKET IS TO BE REMOVED WHEN 3/4 FULL. REMOVE ST 4 LID. LIFT OUT BASKET AND DISPOSE OF CONTENTS TO FOOD BIN. BEFORE REPLACING BASKET ENSURE BASKET PERFORATIONS ARE CLEAR BY SPRAY CLEANING EXTERIOR SIDE OF MESH.

### PRODUCT CHARACTERISTICS

	TANK	FABRIC FILTER	METAL STRAINER
MATERIAL	STAINLESS STEEL, 304, 18 GAUGE	ELASTHAN	STAINLESS STEEL; 3MM PERFORATIONS
VOLUME	16.5 LITRES	1 KG	7 KG