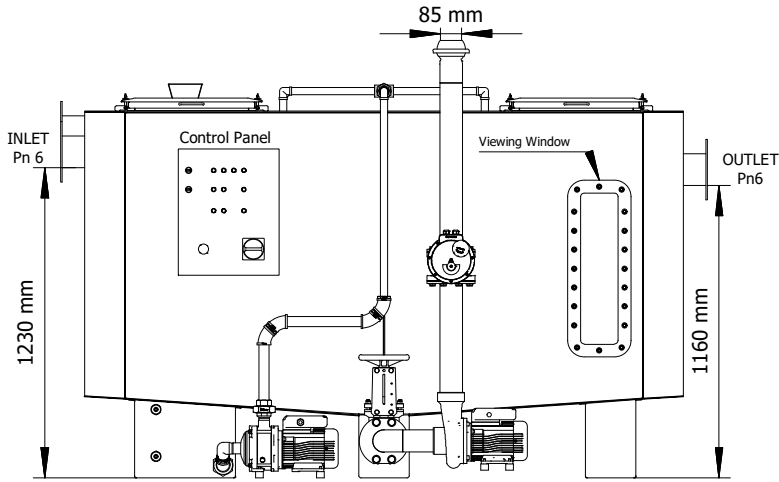
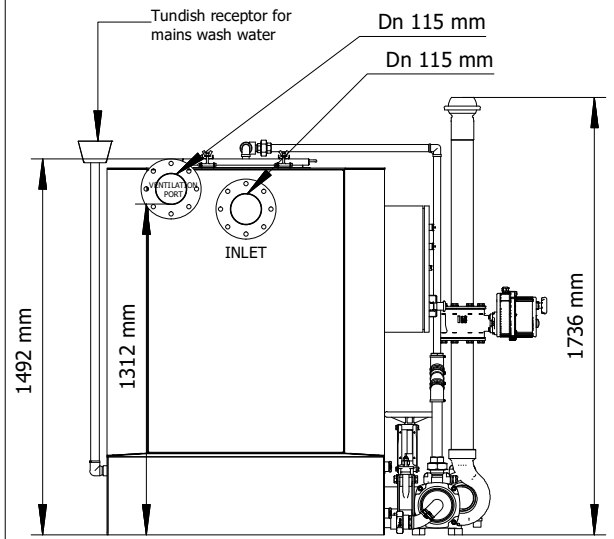


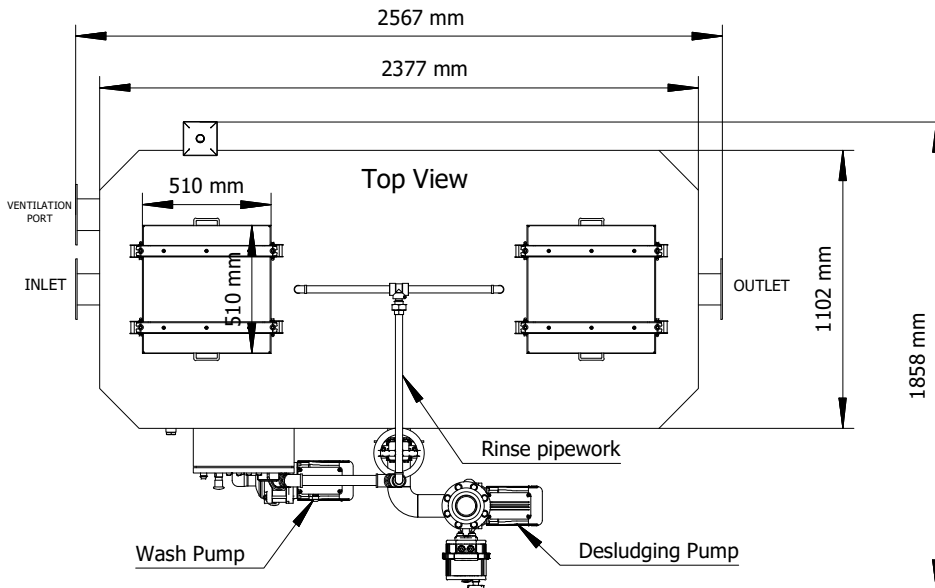
Front View



Left End View



Top View



TECHNICAL DATA

Tank Material	2mm, 304 stainless steel
Tank Capacity	2185 litres
Maximum Flow Rate	6 Litres per Second
Nominal Grease Retention	518 KG
Sludge Chamber Volume	630 Litres
Grease Chamber Volume	1555 Lites
Meals Per Day General Catering	500-900
Meals Per Day Restaurant	300-400
Meals Per Day Hotel	250-400

GG NS6-W-P Features

- Desludging Pump
- Desludging Column/Tanker Connection
- Wash Pump System with Spray Bar
- Ventilation Port
- Grease Viewing Window
- Flange Inlet and Outlet
- Base Skids
- Twin Manhole Access and covers